




District Health Assessment for Multiple District 101 through May 2025

		Clubs							Membership							Member Strength		Cancellation		Reports			Finance	Leadership			
District Name	Status/ Number of Months in Status *	Active Clubs	Clubs in Status Quo	Total Clubs	% Status Quo Clubs in Financial Suspension	New Clubs	Cancelled Clubs	YTD Net Club Gain/ Loss	Current Members In Active Clubs	Current Members In Status Quo Clubs	Current Total Members Count	YTD Add	YTD Drop	YTD NetGrowth (includes Active and Status Quo)	YTD NetGrowth% (includes Active and Status Quo)	Member Count 12 Months Ago	Average Member Count Per Club	% of Clubs with less than 20 members	Average Cancelled Club Age	Members Lost Due to Cancelled Clubs	% of Clubs Reporting Service	% No MMR in 3 Months	% No Officer Report in 12 months	% of Clubs with balance 90+ days	Number of Zone Chairs Recorded	Number of Region Chairs Recorded	District Officers Vacancies **
101 M	T(24)	59	0	59	0%	0	2	-2	1053	0	1053	81	80	1	0.10%	1,106	18	64%	59	12	8%	29%	0%	0%	8	0	
101 N	T(24)	35	1	36	100%	0	1	-1	744	8	752	59	102	-43	-5.41%	814	21	56%	69	13	11%	36%	3%	3%	11	0	
101 O	T(24)	53	0	53	0%	0	2	-2	1170	0	1170	68	114	-46	-3.78%	1,229	22	49%	49	16	21%	43%	0%	0%	7	0	
101 S		80	0	80	0%	0	3	-3	2152	0	2152	189	199	-10	-0.46%	2,186	27	28%	57	47	5%	24%	0%	0%	8	0	
101 V		71	0	71	0%	0	0	0	1646	0	1646	98	117	-19	-1.14%	1,677	23	44%	0	0	10%	38%	0%	3%	9	0	
		298	1	299	100%	0	8	-8	6765	8	6773	495	612	-117	-1.70%	7,012	23	46%	57	88	10%	33%	0%	1%	43	0	



District Health Assessment for Multiple District 102 through May 2025

District Name	Status/ Number of Months in Status *	Clubs							Membership							Member Strength		Cancellation		Reports			Finance	Leadership			
		Active Clubs	Clubs in Status Quo	Total Clubs	% Status Quo Clubs in Financial Suspension	New Clubs	Cancelled Clubs	YTD Net Club Gain/ Loss	Current Members In Active Clubs	Current Members In Status Quo Clubs	Current Total Members Count	YTD Add	YTD Drop	YTD NetGrowth (includes Active and Status Quo)	YTD NetGrowth% (includes Active and Status Quo)	Member Count 12 Months Ago	Average Member Count Per Club	% of Clubs with less than 20 members	Average Cancelled Club Age	Members Lost Due to Cancelled Clubs	% of Clubs Reporting Service	% No MMR in 3 Months	% No Officer Report in 12 months	% of Clubs with balance 90+ days	Number of Zone Chairs Recorded	Number of Region Chairs Recorded	District Officers Vacancies **
102 W		107	0	107	0%	0	1	-1	3944	0	3944	183	182	1	0.03%	4,003	37	7%	8	0	71%	0%	0%	10%	13	2	GMT
102 E		95	0	95	0%	0	0	0	3353	0	3353	148	116	32	0.96%	3,342	35	3%	0	0	73%	0%	0%	8%	15	3	
102 C		72	0	72	0%	1	0	1	3036	0	3036	141	133	8	0.26%	3,035	42	0%	0	0	72%	0%	0%	10%	8	2	
		274	0	274	0%	1	1	0	10333	0	10333	472	431	41	0.40%	10,380	38	4%	8	0	72%	0%	0%	9%	36	7	




District Health Assessment for Multiple District 103 through May 2025

		Clubs							Membership							Member Strength		Cancellation		Reports			Finance		Leadership		
District Name	Status/ Number of Months in Status *	Active Clubs	Clubs in Status Quo	Total Clubs	% Status Quo Clubs in Financial Suspension	New Clubs	Cancelled Clubs	YTD Net Club Gain/Loss	Current Members In Active Clubs	Current Members In Status Quo Clubs	Current Total Members Count	YTD Add	YTD Drop	YTD NetGrowth (includes Active and Status Quo)	YTD NetGrowth% (includes Active and Status Quo)	Member Count 12 Months Ago	Average Member Count Per Club	% of Clubs with less than 20 members	Average Cancelled Club Age	Members Lost Due to Cancelled Clubs	% of Clubs Reporting Service	% No MMR in 3 Months	% No Officer Report in 12 months	% of Clubs with balance 90+ days	Number of Zone Chairs Recorded	Number of Region Chairs Recorded	District Officers Vacancies **
103 N		103	0	103	0%	1	0	1	2040	0	2040	174	145	29	1.44%	2,052	20	48%	0	0	30%	1%	0%	17%	16	0	
103NIE		72	0	72	0%	0	0	0	1468	0	1468	102	102	0	0.00%	1,497	20	46%	0	0	38%	0%	0%	15%	11	0	
103 E		117	0	117	0%	1	1	0	2298	0	2298	190	188	2	0.09%	2,286	20	50%	44	2	56%	4%	0%	22%	18	0	
103 C		71	0	71	0%	0	1	-1	1376	0	1376	94	74	20	1.47%	1,392	19	56%	46	0	46%	1%	1%	18%	11	0	
103CC	T(17)	65	0	65	0%	0	2	-2	1232	0	1232	117	141	-24	-1.91%	1,257	19	65%	54	6	60%	0%	0%	5%	12	0	
103CE		62	1	63	100%	2	1	1	1283	17	1300	108	109	-1	-0.08%	1,329	21	51%	68	0	48%	11%	0%	10%	9	3	
103CS		87	0	87	0%	1	1	0	2061	0	2061	176	141	35	1.73%	2,053	24	41%	6	0	49%	5%	0%	0%	16	0	
103CW		77	0	77	0%	2	0	2	1525	0	1525	184	119	65	4.45%	1,480	20	58%	0	0	61%	3%	0%	30%	12	0	
103SE		62	1	63	100%	1	6	-5	1258	16	1274	132	111	21	1.68%	1,333	20	52%	15	0	49%	3%	0%	3%	11	0	
103 S		112	0	112	0%	2	1	1	2140	0	2140	256	208	48	2.29%	2,135	19	57%	7	0	41%	5%	0%	0%	14	0	
103SW		82	0	82	0%	0	2	-2	1520	0	1520	128	156	-28	-1.81%	1,578	19	61%	10	8	66%	0%	0%	4%	13	0	
103 W		74	1	75	100%	0	2	-2	1508	16	1524	113	138	-25	-1.61%	1,567	20	51%	29	14	40%	3%	0%	19%	10	0	
103IE	T(24)	48	0	48	0%	0	4	-4	849	0	849	85	91	-6	-0.70%	853	18	60%	29	20	50%	2%	2%	0%	5	0	
103IP	T(24)	39	1	40	100%	2	2	0	560	21	581	87	75	12	2.11%	614	14	70%	25	10	40%	15%	0%	5%	4	0	
103IW		79	0	79	0%	1	2	-1	1303	0	1303	104	137	-33	-2.47%	1,348	16	72%	36	7	37%	10%	0%	0%	10	0	
		1150	4	1154	100%	13	25	-12	22421	70	22491	2050	1935	115	0.51%	22,774	20	55%	27	67	47%	4%	0%	10%	172	3	




District Health Assessment for Multiple District 103 through May 2025

		Clubs							Membership							Member Strength		Cancellation		Reports			Finance	Leadership			
District Name	Status/ Number of Months in Status *	Active Clubs	Clubs in Status Quo	Total Clubs	% Status Quo Clubs in Financial Suspension	New Clubs	Cancelled Clubs	YTD Net Club Gain/Loss	Current Members In Active Clubs	Current Members In Status Quo Clubs	Current Total Members Count	YTD Add	YTD Drop	YTD NetGrowth (includes Active and Status Quo)	YTD NetGrowth% (includes Active and Status Quo)	Member Count 12 Months Ago	Average Member Count Per Club	% of Clubs with less than 20 members	Average Cancelled Club Age	Members Lost Due to Cancelled Clubs	% of Clubs Reporting Service	% No MMR in 3 Months	% No Officer Report in 12 months	% of Clubs with balance 90+ days	Number of Zone Chairs Recorded	Number of Region Chairs Recorded	District Officers Vacancies **
104 A	T(24)	49	1	50	100%	0	2	-2	1008	10	1018	75	108	-33	-3.14%	1,078	21	50%	52	10	66%	48%	4%	2%	6	0	
104 B		64	0	64	0%	0	0	0	1575	0	1575	124	119	5	0.32%	1,588	25	36%	0	0	100%	36%	0%	0%	11	0	
104 C		64	0	64	0%	0	3	-3	1380	0	1380	91	134	-43	-3.02%	1,408	22	47%	49	25	59%	41%	3%	2%	9	0	
104 D		73	0	73	0%	0	1	-1	1615	0	1615	116	153	-37	-2.24%	1,654	22	42%	66	23	73%	52%	0%	0%	9	0	
104 E		77	0	77	0%	0	0	0	1830	0	1830	115	175	-60	-3.17%	1,906	24	35%	0	0	48%	35%	0%	0%	9	0	GMT
		327	1	328	100%	0	6	-6	7408	10	7418	521	689	-168	-2.21%	7,634	23	41%	53	58	69%	42%	1%	1%	44	0	




District Health Assessment for Multiple District 105 through May 2025

<div></div> <div>Status/ Number of Months in Status *</div>		Clubs							Membership							Member Strength		Cancellation		Reports			Finance	Leadership			
		Active Clubs	Clubs in Status Quo	Total Clubs	% Status Quo Clubs in Financial Suspension	New Clubs	Cancelled Clubs	YTD Net Club Gain/ Loss	Current Members In Active Clubs	Current Members In Status Quo Clubs	Current Total Members Count	YTD Add	YTD Drop	YTD NetGrowth (includes Active and Status Quo)	YTD NetGrowth% (includes Active and Status Quo)	Member Count 12 Months Ago	Average Member Count Per Club	% of Clubs with less than 20 members	Average Cancelled Club Age	Members Lost Due to Cancelled Clubs	% of Clubs Reporting Service	% No MMR in 3 Months	% No Officer Report in 12 months	% of Clubs with balance 90+ days	Number of Zone Chairs Recorded	Number of Region Chairs Recorded	District Officers Vacancies **
105 A		68	0	68	0%	2	0	2	1254	0	1254	200	153	47	3.89%	1,257	18	59%	0	0	88%	35%	0%	10%	11	0	
105CE		81	0	81	0%	0	0	0	1361	0	1361	96	127	-31	-2.23%	1,438	17	67%	0	0	56%	31%	0%	4%	15	6	
105CN	T(24)	75	1	76	100%	0	3	-3	1018	6	1024	83	112	-29	-2.75%	1,087	14	79%	46	19	42%	43%	8%	3%	9	0	1st VDG
105CW		91	0	91	0%	4	6	-2	1649	0	1649	361	295	66	4.17%	1,632	18	58%	46	28	88%	38%	0%	4%	16	4	
105 N		65	0	65	0%	0	4	-4	953	0	953	107	127	-20	-2.06%	1,015	15	72%	41	8	62%	23%	0%	5%	10	0	
105SC		51	0	51	0%	0	2	-2	1002	0	1002	128	125	3	0.30%	1,038	20	57%	44	1	75%	31%	0%	0%	7	0	
105SE		50	0	50	0%	0	0	0	1049	0	1049	68	102	-34	-3.14%	1,101	21	54%	0	0	32%	20%	2%	4%	7	2	
105SW		52	0	52	0%	0	0	0	914	0	914	122	112	10	1.11%	949	18	65%	0	0	60%	31%	0%	2%	9	0	
		533	1	534	100%	6	15	-9	9200	6	9206	1165	1153	12	0.13%	9,517	17	64%	44	56	64%	33%	1%	4%	84	12	




District Health Assessment for Multiple District 106 through May 2025

		Clubs							Membership							Member Strength		Cancellation		Reports			Finance	Leadership			
District Name	Status/ Number of Months in Status *	Active Clubs	Clubs in Status Quo	Total Clubs	% Status Quo Clubs in Financial Suspension	New Clubs	Cancelled Clubs	YTD Net Club Gain/Loss	Current Members In Active Clubs	Current Members In Status Quo Clubs	Current Total Members Count	YTD Add	YTD Drop	YTD NetGrowth (includes Active and Status Quo)	YTD NetGrowth% (includes Active and Status Quo)	Member Count 12 Months Ago	Average Member Count Per Club	% of Clubs with less than 20 members	Average Cancelled Club Age	Members Lost Due to Cancelled Clubs	% of Clubs Reporting Service	% No MMR in 3 Months	% No Officer Report in 12 months	% of Clubs with balance 90+ days	Number of Zone Chairs Recorded	Number of Region Chairs Recorded	District Officers Vacancies **
106 A	T(24)	79	0	79	0%	0	1	-1	1093	0	1093	73	132	-59	-5.12%	1,157	14	81%	66	5	5%	44%	0%	0%	13	0	
106 B		107	0	107	0%	0	1	-1	2377	0	2377	168	183	-15	-0.63%	2,379	22	38%	59	9	15%	34%	0%	0%	12	0	
106 C	T(24)	66	0	66	0%	0	2	-2	1168	0	1168	82	117	-35	-2.91%	1,211	18	59%	62	7	14%	32%	0%	0%	4	1	
		252	0	252	0%	0	4	-4	4638	0	4638	323	432	-109	-2.30%	4,747	18	57%	62	21	12%	37%	0%	0%	29	1	




District Health Assessment for Multiple District 107 through May 2025

		Clubs							Membership							Member Strength		Cancellation		Reports			Finance	Leadership			
District Name	Status/ Number of Months in Status *	Active Clubs	Clubs in Status Quo	Total Clubs	% Status Quo Clubs in Financial Suspension	New Clubs	Cancelled Clubs	YTD Net Club Gain/Loss	Current Members In Active Clubs	Current Members In Status Quo Clubs	Current Total Members Count	YTD Add	YTD Drop	YTD NetGrowth (includes Active and Status Quo)	YTD NetGrowth% (includes Active and Status Quo)	Member Count 12 Months Ago	Average Member Count Per Club	% of Clubs with less than 20 members	Average Cancelled Club Age	Members Lost Due to Cancelled Clubs	% of Clubs Reporting Service	% No MMR in 3 Months	% No Officer Report in 12 months	% of Clubs with balance 90+ days	Number of Zone Chairs Recorded	Number of Region Chairs Recorded	District Officers Vacancies **
107 A		76	0	76	0%	1	2	-1	1735	0	1735	101	156	-55	-3.07%	1,824	23	37%	39	0	62%	36%	1%	0%	14	4	
107 B	T(24)	41	0	41	0%	0	0	0	784	0	784	41	53	-12	-1.51%	803	19	54%	0	0	63%	27%	0%	0%	8	3	
107 C		74	0	74	0%	0	1	-1	1756	0	1756	108	94	14	0.80%	1,776	24	28%	64	0	57%	24%	0%	1%	11	0	
107 D	T(13)	50	0	50	0%	0	2	-2	1164	0	1164	68	87	-19	-1.61%	1,217	23	44%	18	0	68%	28%	0%	0%	9	0	
107 E		67	0	67	0%	0	1	-1	1373	0	1373	64	105	-41	-2.90%	1,435	20	46%	19	0	82%	45%	0%	3%	11	0	
107 F		55	0	55	0%	0	0	0	1264	0	1264	38	82	-44	-3.36%	1,311	23	31%	0	0	55%	53%	0%	4%	9	4	
107 G	T(24)	48	0	48	0%	0	3	-3	927	0	927	57	66	-9	-0.96%	968	19	54%	47	0	73%	27%	0%	0%	0	0	GLT
107 H	T(24)	39	0	39	0%	0	2	-2	949	0	949	62	69	-7	-0.73%	963	24	28%	47	12	100%	31%	0%	0%	8	0	
107 I	T(24)	44	0	44	0%	0	1	-1	828	0	828	45	55	-10	-1.19%	859	19	57%	52	0	68%	32%	0%	2%	8	3	
107 K	T(24)	37	0	37	0%	0	1	-1	879	0	879	42	75	-33	-3.62%	916	24	30%	54	21	78%	27%	0%	3%	6	4	
107 L	T(24)	34	0	34	0%	1	1	0	788	0	788	63	70	-7	-0.88%	804	23	38%	55	13	91%	35%	0%	0%	8	4	
107 M		55	0	55	0%	0	0	0	1262	0	1262	74	91	-17	-1.33%	1,290	23	38%	0	0	80%	20%	0%	0%	10	4	
107 N		66	0	66	0%	0	0	0	1343	0	1343	74	72	2	0.15%	1,368	20	56%	0	0	82%	39%	0%	0%	12	0	
107 O	T(24)	50	0	50	0%	0	0	0	867	0	867	39	60	-21	-2.36%	889	17	62%	0	0	56%	54%	2%	0%	8	0	
		736	0	736	0%	2	14	-12	15919	0	15919	876	1135	-259	-1.60%	16,423	22	43%	42	46	71%	35%	0%	1%	122	26	




District Health Assessment for Multiple District 107 through May 2025

		Clubs							Membership							Member Strength		Cancellation		Reports			Finance	Leadership			
District Name	Status/ Number of Months in Status *	Active Clubs	Clubs in Status Quo	Total Clubs	% Status Quo Clubs in Financial Suspension	New Clubs	Cancelled Clubs	YTD Net Club Gain/Loss	Current Members In Active Clubs	Current Members In Status Quo Clubs	Current Total Members Count	YTD Add	YTD Drop	YTD NetGrowth (includes Active and Status Quo)	YTD NetGrowth% (includes Active and Status Quo)	Member Count 12 Months Ago	Average Member Count Per Club	% of Clubs with less than 20 members	Average Cancelled Club Age	Members Lost Due to Cancelled Clubs	% of Clubs Reporting Service	% No MMR in 3 Months	% No Officer Report in 12 months	% of Clubs with balance 90+ days	Number of Zone Chairs Recorded	Number of Region Chairs Recorded	District Officers Vacancies **
108IA1	T(24)	73	0	73	0%	0	0	0	2126	0	2126	170	100	70	3.40%	2,077	29	32%	0	0	97%	19%	0%	0%	13	4	
108IA2		69	0	69	0%	1	2	-1	1869	0	1869	133	122	11	0.59%	1,879	27	36%	24	0	90%	38%	6%	3%	0	0	
108IA3		66	0	66	0%	2	0	2	2044	0	2044	166	112	54	2.71%	2,002	31	15%	0	0	97%	26%	0%	5%	11	0	
108IB1		99	0	99	0%	2	0	2	2521	0	2521	320	261	59	2.40%	2,460	25	29%	0	0	100%	33%	0%	0%	12	13	
108IB2		57	0	57	0%	0	2	-2	1402	0	1402	90	125	-35	-2.44%	1,423	25	42%	25	21	67%	40%	0%	5%	10	0	
108IB3		74	0	74	0%	0	0	0	1712	0	1712	117	70	47	2.82%	1,685	23	42%	0	0	97%	34%	0%	1%	13	0	
108IB4		51	0	51	0%	4	0	4	1201	0	1201	223	102	121	11.20%	1,070	24	37%	0	0	80%	20%	2%	8%	8	0	
108TA1		55	0	55	0%	0	0	0	1908	0	1908	114	83	31	1.65%	1,899	35	4%	0	0	93%	31%	0%	2%	8	0	
108TA2		52	0	52	0%	0	0	0	1445	0	1445	60	71	-11	-0.76%	1,462	28	27%	0	0	100%	15%	0%	2%	9	3	
108TA3		54	0	54	0%	1	1	0	1439	0	1439	140	92	48	3.45%	1,450	27	30%	37	0	96%	22%	0%	6%	18	10	
108TB		83	0	83	0%	0	1	-1	2346	0	2346	176	170	6	0.26%	2,325	28	24%	42	1	99%	24%	0%	4%	26	0	
108 A		93	0	93	0%	1	0	1	3406	0	3406	290	187	103	3.12%	3,324	37	11%	0	0	87%	6%	0%	2%	14	7	
108AB		97	1	98	100%	2	2	0	2761	23	2784	248	275	-27	-0.96%	2,838	28	26%	13	24	97%	32%	0%	4%	18	6	
108 L		133	0	133	0%	2	0	2	3389	0	3389	385	233	152	4.70%	3,304	25	35%	0	0	95%	35%	0%	6%	26	9	
108 LA		92	0	92	0%	2	1	1	3019	0	3019	269	235	34	1.14%	2,978	33	13%	52	20	98%	18%	0%	0%	15	7	
108 YA	142	0	142	0%	3	0	3	3550	0	3550	504	434	70	2.01%	3,592	25	39%	0	0	91%	44%	0%	1%	27	11		




District Health Assessment for Multiple District 108 through May 2025

<div></div> <div>Status/ District Name of Months in Status *</div>		Clubs							Membership							Member Strength		Cancellation		Reports			Finance	Leadership			
		Active Clubs	Clubs in Status Quo	Total Clubs	% Status Quo Clubs in Financial Suspension	New Clubs	Cancelled Clubs	YTD Net Club Gain/ Loss	Current Members In Active Clubs	Current Members In Status Quo Clubs	Current Total Members Count	YTD Add	YTD Drop	YTD NetGrowth (includes Active and Status Quo)	YTD NetGrowth% (includes Active and Status Quo)	Member Count 12 Months Ago	Average Member Count Per Club	% of Clubs with less than 20 members	Average Cancelled Club Age	Members Lost Due to Cancelled Clubs	% of Clubs Reporting Service	% No MMR in 3 Months	% No Officer Report in 12 months	% of Clubs with balance 90+ days	Number of Zone Chairs Recorded	Number of Region Chairs Recorded	District Officers Vacancies **
108 YB		119	1	120	100%	3	1	2	3975	14	3989	507	348	159	4.15%	3,839	33	19%	53	11	96%	5%	0%	4%	29	10	
		1409	2	1411	100%	23	10	13	40113	37	40150	3912	3020	892	2.27%	39,607	28	27%	31	77	94%	27%	0%	3%	257	80	




District Health Assessment for Multiple District 109 through May 2025

		Clubs							Membership							Member Strength		Cancellation		Reports			Finance	Leadership			
District Name	Status/ Number of Months in Status *	Active Clubs	Clubs in Status Quo	Total Clubs	% Status Quo Clubs in Financial Suspension	New Clubs	Cancelled Clubs	YTD Net Club Gain/ Loss	Current Members In Active Clubs	Current Members In Status Quo Clubs	Current Total Members Count	YTD Add	YTD Drop	YTD NetGrowth (includes Active and Status Quo)	YTD NetGrowth% (includes Active and Status Quo)	Member Count 12 Months Ago	Average Member Count Per Club	% of Clubs with less than 20 members	Average Cancelled Club Age	Members Lost Due to Cancelled Clubs	% of Clubs Reporting Service	% No MMR in 3 Months	% No Officer Report in 12 months	% of Clubs with balance 90+ days	Number of Zone Chairs Recorded	Number of Region Chairs Recorded	District Officers Vacancies **
109 A	T(24)	44	0	44	0%	0	4	-4	1066	0	1066	87	85	2	0.19%	1,106	24	45%	52	10	43%	48%	0%	20%	4	0	
109 B	T(24)	29	0	29	0%	0	0	0	652	0	652	35	48	-13	-1.95%	672	22	34%	0	0	59%	52%	7%	10%	1	0	2nd VDG,GLT
		73	0	73	0%	0	4	-4	1718	0	1718	122	133	-11	-0.64%	1,778	24	41%	52	10	49%	49%	3%	16%	5	0	



District Health Assessment for Multiple District 110 through May 2025

		Clubs							Membership							Member Strength		Cancellation		Reports			Finance	Leadership			
District Name	Status/ Number of Months in Status *	Active Clubs	Clubs in Status Quo	Total Clubs	% Status Quo Clubs in Financial Suspension	New Clubs	Cancelled Clubs	YTD Net Club Gain/Loss	Current Members In Active Clubs	Current Members In Status Quo Clubs	Current Total Members Count	YTD Add	YTD Drop	YTD NetGrowth (includes Active and Status Quo)	YTD NetGrowth% (includes Active and Status Quo)	Member Count 12 Months Ago	Average Member Count Per Club	% of Clubs with less than 20 members	Average Cancelled Club Age	Members Lost Due to Cancelled Clubs	% of Clubs Reporting Service	% No MMR in 3 Months	% No Officer Report in 12 months	% of Clubs with balance 90+ days	Number of Zone Chairs Recorded	Number of Region Chairs Recorded	District Officers Vacancies **
110AN	T(24)	58	0	58	0%	0	0	0	1213	0	1213	98	104	-6	-0.49%	1,249	21	48%	0	0	17%	0%	0%	10%	0	0	GST
110AZ		71	0	71	0%	0	0	0	1815	0	1815	109	127	-18	-0.98%	1,867	26	27%	0	0	14%	0%	0%	10%	1	0	GLT,GMT,GST
110BN		69	0	69	0%	0	1	-1	1569	0	1569	88	128	-40	-2.49%	1,631	23	29%	30	0	9%	0%	6%	6%	0	0	GLT,GMT,GST
110BZ		71	0	71	0%	0	1	-1	1757	0	1757	100	100	0	0.00%	1,810	25	28%	9	0	18%	1%	1%	20%	0	0	1st VDG,GLT,GMT,GST
110CO		79	0	79	0%	0	0	0	1773	0	1773	110	102	8	0.45%	1,781	22	42%	0	0	11%	1%	1%	9%	0	0	GLT,GST
110CW		69	0	69	0%	0	0	0	1568	0	1568	87	123	-36	-2.24%	1,640	23	32%	0	0	20%	0%	0%	13%	0	0	GLT,GMT,GST
		417	0	417	0%	0	2	-2	9695	0	9695	592	684	-92	-0.94%	9,978	23	34%	19	0	15%	0%	1%	11%	1	0	




District Health Assessment for Multiple District 111 through May 2025

District Name	Status/ Number of Months in Status *	Clubs							Membership							Member Strength		Cancellation		Reports			Finance		Leadership		
		Active Clubs	Clubs in Status Quo	Total Clubs	% Status Quo Clubs in Financial Suspension	New Clubs	Cancelled Clubs	YTD Net Club Gain/Loss	Current Members In Active Clubs	Current Members In Status Quo Clubs	Current Total Members Count	YTD Add	YTD Drop	YTD NetGrowth (includes Active and Status Quo)	YTD NetGrowth% (includes Active and Status Quo)	Member Count 12 Months Ago	Average Member Count Per Club	% of Clubs with less than 20 members	Average Cancelled Club Age	Members Lost Due to Cancelled Clubs	% of Clubs Reporting Service	% No MMR in 3 Months	% No Officer Report in 12 months	% of Clubs with balance 90+ days	Number of Zone Chairs Recorded	Number of Region Chairs Recorded	District Officers Vacancies **
111BN		67	0	67	0%	1	0	1	2372	0	2372	122	92	30	1.28%	2,340	35	6%	0	0	0%	13%	0%	4%	0	0	
111BO		42	1	43	100%	0	0	0	1636	22	1658	48	79	-31	-1.84%	1,693	39	2%	0	0	2%	14%	0%	9%	0	0	
111MN		134	0	134	0%	0	1	-1	4235	0	4235	160	163	-3	-0.07%	4,243	32	11%	25	10	0%	16%	0%	7%	0	0	
111MS		115	1	116	100%	1	0	1	4028	19	4047	179	141	38	0.95%	4,014	35	5%	0	0	0%	22%	0%	8%	0	0	2nd VDG
111NB		61	0	61	0%	1	0	1	1991	0	1991	103	93	10	0.50%	1,985	33	7%	0	0	0%	10%	0%	13%	0	0	
111NW		77	0	77	0%	0	0	0	2492	0	2492	95	76	19	0.77%	2,472	32	8%	0	0	0%	18%	0%	8%	0	0	
111 N		108	0	108	0%	0	0	0	3432	0	3432	112	128	-16	-0.46%	3,455	32	12%	0	0	0%	19%	0%	13%	0	0	
111RN		72	0	72	0%	0	1	-1	2363	0	2363	95	111	-16	-0.67%	2,397	33	11%	12	1	0%	15%	0%	10%	0	0	
111RS		86	0	86	0%	2	0	2	2587	0	2587	165	97	68	2.70%	2,534	30	14%	0	0	0%	16%	0%	9%	0	0	
111WL		107	0	107	0%	1	0	1	3772	0	3772	140	117	23	0.61%	3,747	35	6%	0	0	0%	16%	0%	6%	0	0	
111WR		89	0	89	0%	0	0	0	3253	0	3253	125	94	31	0.96%	3,222	37	3%	0	0	1%	7%	0%	15%	0	0	
111BS		108	0	108	0%	0	0	0	3556	0	3556	152	166	-14	-0.39%	3,565	33	10%	0	0	0%	14%	0%	7%	0	0	2nd VDG
111NH		94	0	94	0%	1	0	1	3104	0	3104	170	112	58	1.90%	3,050	33	11%	0	0	0%	12%	0%	9%	0	0	
111SW		46	0	46	0%	2	0	2	1618	0	1618	113	86	27	1.70%	1,594	35	2%	0	0	0%	9%	0%	7%	0	0	GMT
111SM		96	0	96	0%	0	0	0	3537	0	3537	117	114	3	0.08%	3,538	37	9%	0	0	0%	16%	0%	6%	0	0	
111SN		62	0	62	0%	0	0	0	2023	0	2023	88	73	15	0.75%	2,011	33	11%	0	0	0%	10%	0%	5%	0	0	2nd VDG




District Health Assessment for Multiple District 111 through May 2025

		Clubs							Membership							Member Strength		Cancellation		Reports			Finance	Leadership			
District Name	Status/ Number of Months in Status *	Active Clubs	Clubs in Status Quo	Total Clubs	% Status Quo Clubs in Financial Suspension	New Clubs	Cancelled Clubs	YTD Net Club Gain/Loss	Current Members In Active Clubs	Current Members In Status Quo Clubs	Current Total Members Count	YTD Add	YTD Drop	NetGrowth (includes Active and Status Quo)	NetGrowth% (includes Active and Status Quo)	Member Count 12 Months Ago	Average Member Count Per Club	% of Clubs with less than 20 members	Average Cancelled Club Age	Members Lost Due to Cancelled Clubs	% of Clubs Reporting Service	% No MMR in 3 Months	% No Officer Report in 12 months	% of Clubs with balance 90+ days	Number of Zone Chairs Recorded	Number of Region Chairs Recorded	District Officers Vacancies **
111ON		81	0	81	0%	0	2	-2	1973	0	1973	107	101	6	0.31%	2,021	24	27%	30	5	0%	19%	0%	7%	0	0	
111OS		72	0	72	0%	1	2	-1	1647	0	1647	83	95	-12	-0.72%	1,672	23	32%	28	26	0%	31%	0%	7%	0	0	
111OM		68	0	68	0%	0	1	-1	1874	0	1874	100	87	13	0.70%	1,861	28	10%	32	10	0%	19%	0%	12%	0	0	GST
		1585	2	1587	100%	10	7	3	51493	41	51534	2274	2025	249	0.49%	51,414	33	11%	26	52	0%	16%	0%	9%	0	0	



District Health Assessment for Multiple District 112 through May 2025

		Clubs							Membership							Member Strength		Cancellation		Reports			Finance	Leadership			
District Name	Status/ Number of Months in Status *	Active Clubs	Clubs in Status Quo	Total Clubs	% Status Quo Clubs in Financial Suspension	New Clubs	Cancelled Clubs	YTD Net Club Gain/Loss	Current Members In Active Clubs	Current Members In Status Quo Clubs	Current Total Members Count	YTD Add	YTD Drop	YTD NetGrowth (includes Active and Status Quo)	YTD NetGrowth% (includes Active and Status Quo)	Member Count 12 Months Ago	Average Member Count Per Club	% of Clubs with less than 20 members	Average Cancelled Club Age	Members Lost Due to Cancelled Clubs	% of Clubs Reporting Service	% No MMR in 3 Months	% No Officer Report in 12 months	% of Clubs with balance 90+ days	Number of Zone Chairs Recorded	Number of Region Chairs Recorded	District Officers Vacancies **
112 A		55	0	55	0%	0	0	0	1969	0	1969	92	102	-10	-0.51%	1,972	36	7%	0	0	53%	0%	0%	0%	0	0	
112 B		63	0	63	0%	0	1	-1	1821	0	1821	110	130	-20	-1.09%	1,845	29	24%	38	12	48%	0%	0%	0%	9	3	GST
112 C	T(24)	48	0	48	0%	0	4	-4	808	0	808	61	112	-51	-5.94%	882	17	67%	25	28	15%	0%	0%	0%	0	0	
112 D		92	0	92	0%	0	2	-2	2188	0	2188	148	136	12	0.55%	2,193	24	38%	32	18	17%	0%	0%	2%	0	0	GLT
		258	0	258	0%	0	7	-7	6786	0	6786	411	480	-69	-1.01%	6,892	26	33%	29	58	32%	0%	0%	1%	9	3	




District Health Assessment for Multiple District 114 through May 2025

District Name	Status/ Number of Months in Status *	Clubs							Membership							Member Strength		Cancellation		Reports			Finance	Leadership			
		Active Clubs	Clubs in Status Quo	Total Clubs	% Status Quo Clubs in Financial Suspension	New Clubs	Cancelled Clubs	YTD Net Club Gain/Loss	Current Members In Active Clubs	Current Members In Status Quo Clubs	Current Total Members Count	YTD Add	YTD Drop	YTD NetGrowth (includes Active and Status Quo)	YTD NetGrowth% (includes Active and Status Quo)	Member Count 12 Months Ago	Average Member Count Per Club	% of Clubs with less than 20 members	Average Cancelled Club Age	Members Lost Due to Cancelled Clubs	% of Clubs Reporting Service	% No MMR in 3 Months	% No Officer Report in 12 months	% of Clubs with balance 90+ days	Number of Zone Chairs Recorded	Number of Region Chairs Recorded	District Officers Vacancies **
114 W		88	0	88	0%	0	0	0	2991	0	2991	110	115	-5	-0.17%	3,009	34	13%	0	0	44%	0%	0%	0%	0	0	
114 O		69	1	70	100%	0	4	-4	2195	81	2276	171	149	22	0.98%	2,261	32	19%	27	68	20%	0%	0%	1%	0	0	
114 M		93	0	93	0%	0	0	0	3338	0	3338	131	139	-8	-0.24%	3,343	36	1%	0	0	61%	0%	0%	20%	0	0	
		250	1	251	100%	0	4	-4	8524	81	8605	412	403	9	0.10%	8,613	34	10%	27	68	44%	0%	0%	8%	0	0	




District Health Assessment for Multiple District 115 through May 2025

		Clubs							Membership							Member Strength		Cancellation		Reports			Finance	Leadership			
District Name	Status/ Number of Months in Status *	Active Clubs	Clubs in Status Quo	Total Clubs	% Status Quo Clubs in Financial Suspension	New Clubs	Cancelled Clubs	YTD Net Club Gain/Loss	Current Members In Active Clubs	Current Members In Status Quo Clubs	Current Total Members Count	YTD Add	YTD Drop	YTD NetGrowth (includes Active and Status Quo)	YTD NetGrowth% (includes Active and Status Quo)	Member Count 12 Months Ago	Average Member Count Per Club	% of Clubs with less than 20 members	Average Cancelled Club Age	Members Lost Due to Cancelled Clubs	% of Clubs Reporting Service	% No MMR in 3 Months	% No Officer Report in 12 months	% of Clubs with balance 90+ days	Number of Zone Chairs Recorded	Number of Region Chairs Recorded	District Officers Vacancies **
115CN	T(24)	30	3	33	100%	0	0	0	1092	60	1152	59	47	12	1.05%	1,133	36	15%	0	0	73%	45%	3%	15%	11	0	
115CS	T(24)	47	1	48	100%	0	3	-3	1204	11	1215	104	110	-6	-0.49%	1,215	26	44%	34	21	65%	40%	2%	6%	12	0	
		77	4	81	100%	0	3	-3	2296	71	2367	163	157	6	0.25%	2,348	31	32%	34	21	68%	42%	2%	10%	23	0	




District Health Assessment for Multiple District 116 through May 2025

		Clubs							Membership							Member Strength		Cancellation		Reports			Finance		Leadership		
District Name	Status/ Number of Months in Status *	Active Clubs	Clubs in Status Quo	Total Clubs	% Status Quo Clubs in Financial Suspension	New Clubs	Cancelled Clubs	YTD Net Club Gain/Loss	Current Members In Active Clubs	Current Members In Status Quo Clubs	Current Total Members Count	YTD Add	YTD Drop	YTD NetGrowth (includes Active and Status Quo)	YTD NetGrowth% (includes Active and Status Quo)	Member Count 12 Months Ago	Average Member Count Per Club	% of Clubs with less than 20 members	Average Cancelled Club Age	Members Lost Due to Cancelled Clubs	% of Clubs Reporting Service	% No MMR in 3 Months	% No Officer Report in 12 months	% of Clubs with balance 90+ days	Number of Zone Chairs Recorded	Number of Region Chairs Recorded	District Officers Vacancies **
116 A	T(24)	27	1	28	100%	3	2	1	578	21	599	138	59	79	15.19%	503	21	39%	7	0	32%	39%	7%	21%	15	0	
116 B	T(24)	29	5	34	100%	0	1	-1	812	75	887	96	101	-5	-0.56%	857	28	53%	26	4	21%	32%	9%	21%	0	0	GLT,GST
		56	6	62	100%	3	3	0	1390	96	1486	234	160	74	5.24%	1,360	27	47%	13	4	26%	35%	8%	21%	15	0	




District Health Assessment for Multiple District 117 through May 2025

 Status/ District Name Number of Months in Status *		Clubs							Membership							Member Strength		Cancellation		Reports			Finance		Leadership		
		Active Clubs	Clubs in Status Quo	Total Clubs	% Status Quo Clubs in Financial Suspension	New Clubs	Cancelled Clubs	YTD Net Club Gain/Loss	Current Members In Active Clubs	Current Members In Status Quo Clubs	Current Total Members Count	YTD Add	YTD Drop	YTD NetGrowth (includes Active and Status Quo)	YTD NetGrowth% (includes Active and Status Quo)	Member Count 12 Months Ago	Average Member Count Per Club	% of Clubs with less than 20 members	Average Cancelled Club Age	Members Lost Due to Cancelled Clubs	% of Clubs Reporting Service	% No MMR in 3 Months	% No Officer Report in 12 months	% of Clubs with balance 90+ days	Number of Zone Chairs Recorded	Number of Region Chairs Recorded	District Officers Vacancies **
117 A	T(24)	43	0	43	0%	6	3	3	1023	0	1023	268	195	73	7.68%	957	24	40%	14	61	72%	26%	0%	7%	8	4	
117 B	T(24)	48	0	48	0%	1	2	-1	1095	0	1095	158	162	-4	-0.36%	1,120	23	44%	17	0	71%	25%	0%	0%	11	4	
		91	0	91	0%	7	5	2	2118	0	2118	426	357	69	3.37%	2,077	23	42%	15	61	71%	25%	0%	3%	19	8	




District Health Assessment for Multiple District 118 through May 2025

		Clubs							Membership							Member Strength		Cancellation		Reports			Finance	Leadership			
District Name	Status/ Number of Months in Status *	Active Clubs	Clubs in Status Quo	Total Clubs	% Status Quo Clubs in Financial Suspension	New Clubs	Cancelled Clubs	YTD Net Club Gain/Loss	Current Members In Active Clubs	Current Members In Status Quo Clubs	Current Total Members Count	YTD Add	YTD Drop	YTD NetGrowth (includes Active and Status Quo)	YTD NetGrowth% (includes Active and Status Quo)	Member Count 12 Months Ago	Average Member Count Per Club	% of Clubs with less than 20 members	Average Cancelled Club Age	Members Lost Due to Cancelled Clubs	% of Clubs Reporting Service	% No MMR in 3 Months	% No Officer Report in 12 months	% of Clubs with balance 90+ days	Number of Zone Chairs Recorded	Number of Region Chairs Recorded	District Officers Vacancies **
118 T	T(24)	28	0	28	0%	1	0	1	571	0	571	109	64	45	8.56%	529	20	50%	0	0	96%	29%	0%	14%	5	0	
118 U	T(24)	53	0	53	0%	4	0	4	1179	0	1179	369	153	216	22.43%	959	22	51%	0	0	94%	30%	4%	0%	17	0	
118 R		67	3	70	100%	4	1	3	1328	48	1376	317	265	52	3.93%	1,321	20	59%	4	2	77%	37%	1%	17%	15	6	
118 K	T(24)	24	0	24	0%	0	0	0	566	0	566	43	27	16	2.91%	563	24	29%	0	0	71%	38%	0%	4%	0	0	
118 E	T(24)	38	5	43	100%	0	1	-1	776	110	886	52	109	-57	-6.04%	961	20	47%	1	29	74%	47%	0%	30%	8	3	
118 Y	T(6)	52	1	53	100%	0	1	-1	1247	19	1266	117	139	-22	-1.71%	1,293	24	28%	33	11	100%	21%	0%	4%	12	6	
		262	9	271	100%	9	3	6	5667	177	5844	1007	757	250	4.47%	5,626	22	46%	13	42	86%	33%	1%	12%	57	15	




District Health Assessment for District 113 through May 2025

		Clubs							Membership							Member Strength		Cancellation		Reports			Finance	Leadership			
District Name	Status/ Number of Months in Status *	Active Clubs	Clubs in Status Quo	Total Clubs	% Status Quo in Financial Suspension	New Clubs	Cancelled Clubs	YTD Net Club Gain/ Loss	Current Members In Active Clubs	Current Members In Status Quo Clubs	Current Total Members Count	YTD Add	YTD Drop	YTD NetGrowth (includes Active and Status Quo)	YTD NetGrowth% (includes Active and Status Quo)	Member Count 12 Months Ago	Average Member Count Per Club	% of Clubs with less than 20 members	Average Cancelled Club Age	Members Lost Due to Cancelled Clubs	% of Clubs Reporting Service	% No MMR in 3 Months	% No Officer Report in 12 months	% of Clubs with balance 90+ days	Number of Zone Chairs Recorded	Number of Region Chairs Recorded	District Officers Vacancies **
113	P	23	0	23	0%	0	2	-2	869	0	869	50	69	-19	-2.14%	878	38	4%	15	24	100%	43%	0%	0%	8	0	
		23	0	23	0%	0	2	-2	869	0	869	50	69	-19	-2.14%	878	38	4%	15	24	100%	43%	0%	0%	8	0	




District Health Assessment for District 119 through May 2025

		Clubs							Membership							Member Strength		Cancellation		Reports			Finance	Leadership			
District Name	Status/ Number of Months in Status *	Active Clubs	Clubs in Status Quo	Total Clubs	% Status Quo in Financial Suspension	New Clubs	Cancelled Clubs	YTD Net Club Gain/Loss	Current Members In Active Clubs	Current Members In Status Quo Clubs	Current Total Members Count	YTD Add	YTD Drop	YTD NetGrowth (includes Active and Status Quo)	YTD NetGrowth% (includes Active and Status Quo)	Member Count 12 Months Ago	Average Member Count Per Club	% of Clubs with less than 20 members	Average Cancelled Club Age	Members Lost Due to Cancelled Clubs	% of Clubs Reporting Service	% No MMR in 3 Months	% No Officer Report in 12 months	% of Clubs with balance 90+ days	Number of Zone Chairs Recorded	Number of Region Chairs Recorded	District Officers Vacancies **
119	T(24)	38	1	39	100%	1	0	1	840	2	842	114	57	57	7.26%	811	22	44%	0	0	18%	31%	15%	3%	5	0	GST
		38	1	39	100%	1	0	1	840	2	842	114	57	57	7.26%	811	22	44%	0	0	18%	31%	15%	3%	5	0	




District Health Assessment for District 120 through May 2025

		Clubs							Membership							Member Strength		Cancellation		Reports			Finance	Leadership			
District Name	Status/ Number of Months in Status *	Active Clubs	Clubs in Status Quo	Total Clubs	% Status Quo in Financial Suspension	New Clubs	Cancelled Clubs	YTD Net Club Gain/ Loss	Current Members In Active Clubs	Current Members In Status Quo Clubs	Current Total Members Count	YTD Add	YTD Drop	YTD NetGrowth (includes Active and Status Quo)	YTD NetGrowth% (includes Active and Status Quo)	Member Count 12 Months Ago	Average Member Count Per Club	% of Clubs with less than 20 members	Average Cancelled Club Age	Members Lost Due to Cancelled Clubs	% of Clubs Reporting Service	% No MMR in 3 Months	% No Officer Report in 12 months	% of Clubs with balance 90+ days	Number of Zone Chairs Recorded	Number of Region Chairs Recorded	District Officers Vacancies **
120	T(24)	55	2	57	100%	0	3	-3	1045	21	1066	42	74	-32	-2.91%	1,109	19	46%	24	21	16%	58%	0%	7%	10	4	
		55	2	57	100%	0	3	-3	1045	21	1066	42	74	-32	-2.91%	1,109	19	46%	24	21	16%	58%	0%	7%	10	4	




District Health Assessment for District 121 through May 2025

		Clubs							Membership							Member Strength		Cancellation		Reports			Finance	Leadership			
District Name	Status/ Number of Months in Status *	Active Clubs	Clubs in Status Quo	Total Clubs	% Status Quo in Financial Suspension	New Clubs	Cancelled Clubs	YTD Net Club Gain/ Loss	Current Members In Active Clubs	Current Members In Status Quo Clubs	Current Total Members Count	YTD Add	YTD Drop	YTD NetGrowth (includes Active and Status Quo)	YTD NetGrowth% (includes Active and Status Quo)	Member Count 12 Months Ago	Average Member Count Per Club	% of Clubs with less than 20 members	Average Cancelled Club Age	Members Lost Due to Cancelled Clubs	% of Clubs Reporting Service	% No MMR in 3 Months	% No Officer Report in 12 months	% of Clubs with balance 90+ days	Number of Zone Chairs Recorded	Number of Region Chairs Recorded	District Officers Vacancies **
121	T(24)	46	0	46	0%	0	1	-1	931	0	931	59	40	19	2.08%	930	20	52%	20	0	24%	43%	0%	2%	8	0	
		46	0	46	0%	0	1	-1	931	0	931	59	40	19	2.08%	930	20	52%	20	0	24%	43%	0%	2%	8	0	




District Health Assessment for District 122 through May 2025

		Clubs							Membership							Member Strength		Cancellation		Reports			Finance	Leadership			
District Name	Status/ Number of Months in Status *	Active Clubs	Clubs in Status Quo	Total Clubs	% Status Quo in Financial Suspension	New Clubs	Cancelled Clubs	YTD Net Club Gain/Loss	Current Members In Active Clubs	Current Members In Status Quo Clubs	Current Total Members Count	YTD Add	YTD Drop	YTD NetGrowth (includes Active and Status Quo)	YTD NetGrowth% (includes Active and Status Quo)	Member Count 12 Months Ago	Average Member Count Per Club	% of Clubs with less than 20 members	Average Cancelled Club Age	Members Lost Due to Cancelled Clubs	% of Clubs Reporting Service	% No MMR in 3 Months	% No Officer Report in 12 months	% of Clubs with balance 90+ days	Number of Zone Chairs Recorded	Number of Region Chairs Recorded	District Officers Vacancies **
122	P	34	2	36	100%	1	1	0	625	18	643	41	59	-18	-2.72%	664	18	61%	35	4	22%	47%	3%	6%	11	2	
		34	2	36	100%	1	1	0	625	18	643	41	59	-18	-2.72%	664	19	61%	35	4	22%	47%	3%	6%	11	2	




District Health Assessment for District 123 through May 2025

		Clubs							Membership							Member Strength		Cancellation		Reports			Finance	Leadership			
District Name	Status/ Number of Months in Status *	Active Clubs	Clubs in Status Quo	Total Clubs	% Status Quo Clubs in Financial Suspension	New Clubs	Cancelled Clubs	YTD Net Club Gain/Loss	Current Members In Active Clubs	Current Members In Status Quo Clubs	Current Total Members Count	YTD Add	YTD Drop	YTD NetGrowth (includes Active and Status Quo)	YTD NetGrowth% (includes Active and Status Quo)	Member Count 12 Months Ago	Average Member Count Per Club	% of Clubs with less than 20 members	Average Cancelled Club Age	Members Lost Due to Cancelled Clubs	% of Clubs Reporting Service	% No MMR in 3 Months	% No Officer Report in 12 months	% of Clubs with balance 90+ days	Number of Zone Chairs Recorded	Number of Region Chairs Recorded	District Officers Vacancies **
123	P	0	18	18	0%	0	0	0	0	170	170	0	0	0	0.00%	170	0	94%	0	0	0%	100%	100%	83%	0	0	1st VDG,2nd VDG,GLT,GMT ,GST
		0	18	18	0%	0	0	0	0	170	170	0	0	0	0.00%	170	0	94%	0	0	0%	100%	100%	83%	0	0	




District Health Assessment for District 124 through May 2025

		Clubs							Membership							Member Strength		Cancellation		Reports			Finance	Leadership			
District Name	Status/ Number of Months in Status *	Active Clubs	Clubs in Status Quo	Total Clubs	% Status Quo Clubs in Financial Suspension	New Clubs	Cancelled Clubs	YTD Net Club Gain/Loss	Current Members In Active Clubs	Current Members In Status Quo Clubs	Current Total Members Count	YTD		YTD NetGrowth (includes Active and Status Quo)	YTD NetGrowth% (includes Active and Status Quo)	Member Count 12 Months Ago	Average Member Count Per Club	% of Clubs with less than 20 members	Average Cancelled Club Age	Members Lost Due to Cancelled Clubs	% of Clubs Reporting Service	% No MMR in 3 Months	% No Officer Report in 12 months	% of Clubs with balance 90+ days	Number of Zone Chairs Recorded	Number of Region Chairs Recorded	District Officers Vacancies **
												Add	Drop														
124		78	8	86	100%	5	2	3	1645	128	1773	245	184	61	3.56%	1,740	21	48%	2	33	56%	44%	7%	13%	19	7	
		78	8	86	100%	5	2	3	1645	128	1773	245	184	61	3.56%	1,740	23	48%	2	33	56%	44%	7%	13%	19	7	




District Health Assessment for District 126 through May 2025

		Clubs							Membership							Member Strength		Cancellation		Reports			Finance	Leadership			
District Name	Status/ Number of Months in Status *	Active Clubs	Clubs in Status Quo	Total Clubs	% Status Quo in Financial Suspension	New Clubs	Cancelled Clubs	YTD Net Club Gain/ Loss	Current Members In Active Clubs	Current Members In Status Quo Clubs	Current Total Members Count	YTD Add	YTD Drop	YTD NetGrowth (includes Active and Status Quo)	YTD NetGrowth% (includes Active and Status Quo)	Member Count 12 Months Ago	Average Member Count Per Club	% of Clubs with less than 20 members	Average Cancelled Club Age	Members Lost Due to Cancelled Clubs	% of Clubs Reporting Service	% No MMR in 3 Months	% No Officer Report in 12 months	% of Clubs with balance 90+ days	Number of Zone Chairs Recorded	Number of Region Chairs Recorded	District Officers Vacancies **
126	T(24)	53	4	57	100%	1	0	1	1086	49	1135	62	92	-30	-2.58%	1,137	20	46%	0	0	79%	53%	4%	11%	0	3	GST
		53	4	57	100%	1	0	1	1086	49	1135	62	92	-30	-2.58%	1,137	21	46%	0	0	79%	53%	4%	11%	0	3	




District Health Assessment for District 128 through May 2025

		Clubs							Membership							Member Strength		Cancellation		Reports			Finance	Leadership			
District Name	Status/ Number of Months in Status *	Active Clubs	Clubs in Status Quo	Total Clubs	% Status Quo in Financial Suspension	New Clubs	Cancelled Clubs	YTD Net Club Gain/Loss	Current Members In Active Clubs	Current Members In Status Quo Clubs	Current Total Members Count	YTD Add	YTD Drop	YTD NetGrowth (includes Active and Status Quo)	YTD NetGrowth% (includes Active and Status Quo)	Member Count 12 Months Ago	Average Member Count Per Club	% of Clubs with less than 20 members	Average Cancelled Club Age	Members Lost Due to Cancelled Clubs	% of Clubs Reporting Service	% No MMR in 3 Months	% No Officer Report in 12 months	% of Clubs with balance 90+ days	Number of Zone Chairs Recorded	Number of Region Chairs Recorded	District Officers Vacancies **
128	P	24	2	26	100%	0	1	-1	644	45	689	45	55	-10	-1.43%	692	27	31%	56	4	69%	77%	0%	19%	4	2	
		24	2	26	100%	0	1	-1	644	45	689	45	55	-10	-1.43%	692	29	31%	56	4	69%	77%	0%	19%	4	2	




District Health Assessment for District 129 through May 2025

		Clubs							Membership							Member Strength		Cancellation		Reports			Finance	Leadership			
District Name	Status/ Number of Months in Status *	Active Clubs	Clubs in Status Quo	Total Clubs	% Status Quo Clubs in Financial Suspension	New Clubs	Cancelled Clubs	YTD Net Club Gain/ Loss	Current Members In Active Clubs	Current Members In Status Quo Clubs	Current Total Members Count	YTD		YTD NetGrowth (includes Active and Status Quo)	YTD NetGrowth% (includes Active and Status Quo)	Member Count 12 Months Ago	Average Member Count Per Club	% of Clubs with less than 20 members	Average Cancelled Club Age	Members Lost Due to Cancelled Clubs	% of Clubs Reporting Service	% No MMR in 3 Months	% No Officer Report in 12 months	% of Clubs with balance 90+ days	Number of Zone Chairs Recorded	Number of Region Chairs Recorded	District Officers Vacancies **
												YTD Add	YTD Drop														
129		61	1	62	100%	2	0	2	1573	5	1578	131	84	47	3.07%	1,480	26	24%	0	0	82%	35%	0%	5%	10	2	
		61	1	62	100%	2	0	2	1573	5	1578	131	84	47	3.07%	1,480	26	24%	0	0	82%	35%	0%	5%	10	2	




District Health Assessment for District 130 through May 2025

		Clubs							Membership							Member Strength		Cancellation		Reports			Finance	Leadership			
District Name	Status/ Number of Months in Status *	Active Clubs	Clubs in Status Quo	Total Clubs	% Status Quo in Financial Suspension	New Clubs	Cancelled Clubs	YTD Net Club Gain/Loss	Current Members In Clubs	Current Members In Status Quo Clubs	Current Total Members Count	YTD Add	YTD Drop	YTD NetGrowth (includes Active and Status Quo)	YTD NetGrowth% (includes Active and Status Quo)	Member Count 12 Months Ago	Average Member Count Per Club	% of Clubs with less than 20 members	Average Cancelled Club Age	Members Lost Due to Cancelled Clubs	% of Clubs Reporting Service	% No MMR in 3 Months	% No Officer Report in 12 months	% of Clubs with balance 90+ days	Number of Zone Chairs Recorded	Number of Region Chairs Recorded	District Officers Vacancies **
130	P	38	1	39	100%	1	0	1	714	5	719	60	86	-26	-3.49%	738	19	59%	0	0	59%	56%	0%	8%	8	1	GMT
		38	1	39	100%	1	0	1	714	5	719	60	86	-26	-3.49%	738	19	59%	0	0	59%	56%	0%	8%	8	1	




District Health Assessment for District 131 through May 2025

		Clubs							Membership							Member Strength		Cancellation		Reports			Finance	Leadership			
District Name	Status/ Number of Months in Status *	Active Clubs	Clubs in Status Quo	Total Clubs	% Status Quo Clubs in Financial Suspension	New Clubs	Cancelled Clubs	YTD Net Club Gain/ Loss	Current Members In Active Clubs	Current Members In Status Quo Clubs	Current Total Members Count	YTD Add	YTD Drop	YTD NetGrowth (includes Active and Status Quo)	YTD NetGrowth% (includes Active and Status Quo)	Member Count 12 Months Ago	Average Member Count Per Club	% of Clubs with less than 20 members	Average Cancelled Club Age	Members Lost Due to Cancelled Clubs	% of Clubs Reporting Service	% No MMR in 3 Months	% No Officer Report in 12 months	% of Clubs with balance 90+ days	Number of Zone Chairs Recorded	Number of Region Chairs Recorded	District Officers Vacancies **
131	P	37	0	37	0%	1	0	1	742	0	742	55	42	13	1.78%	724	20	46%	0	0	59%	38%	5%	8%	0	0	
		37	0	37	0%	1	0	1	742	0	742	55	42	13	1.78%	724	20	46%	0	0	59%	38%	5%	8%	0	0	




District Health Assessment for District 132 through May 2025

		Clubs							Membership							Member Strength		Cancellation		Reports			Finance	Leadership			
District Name	Status/ Number of Months in Status *	Active Clubs	Clubs in Status Quo	Total Clubs	% Status Quo in Financial Suspension	New Clubs	Cancelled Clubs	YTD Net Club Gain/ Loss	Current Members In Active Clubs	Current Members In Status Quo Clubs	Current Total Members Count	YTD Add	YTD Drop	YTD NetGrowth (includes Active and Status Quo)	YTD NetGrowth% (includes Active and Status Quo)	Member Count 12 Months Ago	Average Member Count Per Club	% of Clubs with less than 20 members	Average Cancelled Club Age	Members Lost Due to Cancelled Clubs	% of Clubs Reporting Service	% No MMR in 3 Months	% No Officer Report in 12 months	% of Clubs with balance 90+ days	Number of Zone Chairs Recorded	Number of Region Chairs Recorded	District Officers Vacancies **
132	P	28	0	28	0%	1	1	0	451	0	451	83	44	39	9.47%	450	16	68%	7	0	86%	43%	4%	0%	6	2	
		28	0	28	0%	1	1	0	451	0	451	83	44	39	9.47%	450	16	68%	7	0	86%	43%	4%	0%	6	2	




District Health Assessment for District 133 through May 2025

<div></div> <div>Status/ District Name</div> <div>Number of Months in Status *</div>		Clubs							Membership							Member Strength		Cancellation		Reports			Finance	Leadership			
		Active Clubs	Clubs in Status Quo	Total Clubs	% Status Quo Clubs in Financial Suspension	New Clubs	Cancelled Clubs	YTD Net Club Gain/ Loss	Current Members In Active Clubs	Current Members In Status Quo Clubs	Current Total Members Count	YTD Add	YTD Drop	YTD NetGrowth (includes Active and Status Quo)	YTD NetGrowth% (includes Active and Status Quo)	Member Count 12 Months Ago	Average Member Count Per Club	% of Clubs with less than 20 members	Average Cancelled Club Age	Members Lost Due to Cancelled Clubs	% of Clubs Reporting Service	% No MMR in 3 Months	% No Officer Report in 12 months	% of Clubs with balance 90+ days	Number of Zone Chairs Recorded	Number of Region Chairs Recorded	District Officers Vacancies **
133		80	5	85	100%	0	3	-3	1787	51	1838	111	172	-61	-3.21%	1,911	22	55%	42	52	20%	64%	2%	8%	12	0	
		80	5	85	100%	0	3	-3	1787	51	1838	111	172	-61	-3.21%	1,911	23	55%	42	52	20%	64%	2%	8%	12	0	



District Health Assessment for District 134 through May 2025

		Clubs							Membership							Member Strength		Cancellation		Reports			Finance	Leadership			
District Name	Status/ Number of Months in Status *	Active Clubs	Clubs in Status Quo	Total Clubs	% Status Quo in Financial Suspension	New Clubs	Cancelled Clubs	YTD Net Club Gain/ Loss	Current Members In Active Clubs	Current Members In Status Quo Clubs	Current Total Members Count	YTD Add	YTD Drop	YTD NetGrowth (includes Active and Status Quo)	YTD NetGrowth% (includes Active and Status Quo)	Member Count 12 Months Ago	Average Member Count Per Club	% of Clubs with less than 20 members	Average Cancelled Club Age	Members Lost Due to Cancelled Clubs	% of Clubs Reporting Service	% No MMR in 3 Months	% No Officer Report in 12 months	% of Clubs with balance 90+ days	Number of Zone Chairs Recorded	Number of Region Chairs Recorded	District Officers Vacancies **
134	P	33	6	39	0%	11	0	11	780	132	912	328	19	309	51.24%	603	24	21%	0	0	77%	62%	15%	15%	3	0	
		33	6	39	0%	11	0	11	780	132	912	328	19	309	51.24%	603	28	21%	0	0	77%	62%	15%	15%	3	0	



District Health Assessment for Ident 5787 - MALTA - UND through May 2025

Status/ District Name		Clubs							Membership							Member Strength		Cancellation		Reports			Finance	Leadership			
		Active Clubs	Clubs in Status Quo	Total Clubs	% Status Quo Clubs in Financial Suspension	New Clubs	Cancelled Clubs	YTD Net Club Gain/Loss	Current Members In Active Clubs	Current Members In Status Quo Clubs	Current Total Members Count	YTD Add	YTD Drop	YTD NetGrowth (includes Active and Status Quo)	YTD NetGrowth% (includes Active and Status Quo)	Member Count 12 Months Ago	Average Member Count Per Club	% of Clubs with less than 20 members	Average Cancelled Club Age	Members Lost Due to Cancelled Clubs	% of Clubs Reporting Service	% No MMR in 3 Months	% No Officer Report in 12 months	% of Clubs with balance 90+ days	Number of Zone Chairs Recorded	Number of Region Chairs Recorded	District Officers Vacancies **
Ident 5787 - MALTA		3	0	3	0%	0	0	0	107	0	107	12	3	9	9.18%	98	36	33%	0	0	67%	33%	33%	33%	0	0	
		3	0	3	0%	0	0	0	107	0	107	12	3	9	9.18%	98	36	33%	0	0	67%	33%	33%	33%	0	0	



District Health Assessment for Ident 5795 - PRINCIPAT D'ANDORRA - UND through May 2025

Status/ District Name		Clubs							Membership							Member Strength		Cancellation		Reports			Finance		Leadership		
		Active Clubs	Clubs in Status Quo	Total Clubs	% Status Quo Clubs in Financial Suspension	New Clubs	Cancelled Clubs	YTD Net Club Gain/Loss	Current Members In Active Clubs	Current Members In Status Quo Clubs	Current Total Members Count	YTD Add	YTD Drop	YTD NetGrowth (includes Active and Status Quo)	YTD NetGrowth% (includes Active and Status Quo)	Member Count 12 Months Ago	Average Member Count Per Club	% of Clubs with less than 20 members	Average Cancelled Club Age	Members Lost Due to Cancelled Clubs	% of Clubs Reporting Service	% No MMR in 3 Months	% No Officer Report in 12 months	% of Clubs with balance 90+ days	Number of Zone Chairs Recorded	Number of Region Chairs Recorded	District Officers Vacancies **
Ident 5795 - PRINCIPAT D'ANDORRA		1	0	1	0%	0	0	0	31	0	31	0	0	0	0.00%	31	31	0%	0	0	0%	100%	0%	0%	0	0	0
		1	0	1	0%	0	0	0	31	0	31	0	0	0	0.00%	31	31	0%	0	0	0%	100%	0%	0%	0	0	0



District Health Assessment for Ident 5811 - BOSNIA & HERZEGOVINA - UND through May 2025

Status/ District Name of Months in Status *		Clubs							Membership							Member Strength		Cancellation		Reports			Finance	Leadership			
		Active Clubs	Clubs in Status Quo	Total Clubs	% Status Quo Clubs in Financial Suspension	New Clubs	Cancelled Clubs	YTD Net Club Gain/ Loss	Current Members In Active Clubs	Current Members In Status Quo Clubs	Current Total Members Count	YTD Add	YTD Drop	YTD NetGrowth (includes Active and Status Quo)	YTD NetGrowth% (includes Active and Status Quo)	Member Count 12 Months Ago	Average Member Count Per Club	% of Clubs with less than 20 members	Average Cancelled Club Age	Members Lost Due to Cancelled Clubs	% of Clubs Reporting Service	% No MMR in 3 Months	% No Officer Report in 12 months	% of Clubs with balance 90+ days	Number of Zone Chairs Recorded	Number of Region Chairs Recorded	District Officers Vacancies **
Ident 5811 - BOSNIA & HERZEGOVINA		4	0	4	0%	0	0	0	69	0	69	1	2	-1	-1.43%	77	17	75%	0	0	25%	100%	0%	0%	0	0	
		4	0	4	0%	0	0	0	69	0	69	1	2	-1	-1.43%	77	17	75%	0	0	25%	100%	0%	0%	0	0	



District Health Assessment for Ident 5815 - REPUBLIC OF MONTENEGRO - UND through May 2025

Status/ District Name of Months in Status *		Clubs							Membership							Member Strength		Cancellation		Reports			Finance	Leadership			
		Active Clubs	Clubs in Status Quo	Total Clubs	% Status Quo in Financial Suspension	New Clubs	Cancelled Clubs	YTD Net Club Gain/ Loss	Current Members In Active Clubs	Current Members In Status Quo Clubs	Current Total Members Count	YTD Add	YTD Drop	YTD NetGrowth (includes Active and Status Quo)	YTD NetGrowth% (includes Active and Status Quo)	Member Count 12 Months Ago	Average Member Count Per Club	% of Clubs with less than 20 members	Average Cancelled Club Age	Members Lost Due to Cancelled Clubs	% of Clubs Reporting Service	% No MMR in 3 Months	% No Officer Report in 12 months	% of Clubs with balance 90+ days	Number of Zone Chairs Recorded	Number of Region Chairs Recorded	District Officers Vacancies **
Ident 5815 - REPUBLIC OF MONTENEGRO		2	0	2	0%	0	0	0	41	0	41	2	4	-2	-4.65%	43	21	0%	0	0	50%	50%	0%	50%	0	0	
		2	0	2	0%	0	0	0	41	0	41	2	4	-2	-4.65%	43	21	0%	0	0	50%	50%	0%	50%	0	0	



District Health Assessment for Ident 5823 - REP OF TAJIKISTAN - UND through May 2025

Status/ District Name of Months in Status *		Clubs							Membership							Member Strength		Cancellation		Reports			Finance	Leadership			
		Active Clubs	Clubs in Status Quo	Total Clubs	% Status Quo in Financial Suspension	New Clubs	Cancelled Clubs	YTD Net Club Gain/ Loss	Current Members In Active Clubs	Current Members In Status Quo Clubs	Current Total Members Count	YTD Add	YTD Drop	YTD NetGrowth (includes Active and Status Quo)	YTD NetGrowth% (includes Active and Status Quo)	Member Count 12 Months Ago	Average Member Count Per Club	% of Clubs with less than 20 members	Average Cancelled Club Age	Members Lost Due to Cancelled Clubs	% of Clubs Reporting Service	% No MMR in 3 Months	% No Officer Report in 12 months	% of Clubs with balance 90+ days	Number of Zone Chairs Recorded	Number of Region Chairs Recorded	District Officers Vacancies **
Ident 5823 - REP OF TAJIKISTAN		1	0	1	0%	0	1	-1	20	0	20	0	18	-18	-47.37%	38	20	0%	2	18	100%	100%	0%	100%	0	0	
		1	0	1	0%	0	1	-1	20	0	20	0	18	-18	-47.37%	38	20	0%	2	18	100%	100%	0%	100%	0	0	




District Health Assessment for Ident 5827 - REP OF GEORGIA - UND through May 2025

Status/ District Name of Months in Status *		Clubs							Membership							Member Strength		Cancellation		Reports			Finance	Leadership			
		Active Clubs	Clubs in Status Quo	Total Clubs	% Status Quo Clubs in Financial Suspension	New Clubs	Cancelled Clubs	YTD Net Club Gain/ Loss	Current Members In Active Clubs	Current Members In Status Quo Clubs	Current Total Members Count	YTD Add	YTD Drop	YTD NetGrowth (includes Active and Status Quo)	YTD NetGrowth% (includes Active and Status Quo)	Member Count 12 Months Ago	Average Member Count Per Club	% of Clubs with less than 20 members	Average Cancelled Club Age	Members Lost Due to Cancelled Clubs	% of Clubs Reporting Service	% No MMR in 3 Months	% No Officer Report in 12 months	% of Clubs with balance 90+ days	Number of Zone Chairs Recorded	Number of Region Chairs Recorded	District Officers Vacancies **
Ident 5827 - REP OF GEORGIA		15	0	15	0%	0	0	0	232	0	232	1	3	-2	-0.85%	234	15	47%	0	0	0%	80%	80%	0%	0	0	
		15	0	15	0%	0	0	0	232	0	232	1	3	-2	-0.85%	234	15	47%	0	0	0%	80%	80%	0%	0	0	




District Health Assessment for Ident 5831 - REP OF KYRGYZSTAN - UND through May 2025

 Status/ District Name		Clubs							Membership							Member Strength		Cancellation		Reports			Finance	Leadership			
		Active Clubs	Clubs in Status Quo	Total Clubs	% Status Quo Clubs in Financial Suspension	New Clubs	Cancelled Clubs	YTD Net Club Gain/Loss	Current Members In Active Clubs	Current Members In Status Quo Clubs	Current Total Members Count	YTD Add	YTD Drop	YTD NetGrowth (includes Active and Status Quo)	YTD NetGrowth% (includes Active and Status Quo)	Member Count 12 Months Ago	Average Member Count Per Club	% of Clubs with less than 20 members	Average Cancelled Club Age	Members Lost Due to Cancelled Clubs	% of Clubs Reporting Service	% No MMR in 3 Months	% No Officer Report in 12 months	% of Clubs with balance 90+ days	Number of Zone Chairs Recorded	Number of Region Chairs Recorded	District Officers Vacancies **
Ident 5831 - REP OF KYRGYZSTAN		0	0	0	0%	0	1	-1	0	0	0	0	6	-6	-100.00%	6	0	0%	13	6	0%	0%	0%	0%	0	0	
		0	0	0	0%	0	1	-1	0	0	0	0	6	-6	-100.00%	6	0	0%	13	6	0%	0%	0%	0%	0	0	



District Health Assessment for Ident 5835 - ALBANIA - UND through May 2025

<div></div> <div>Status/ District Name</div> <div>Number of Months in Status *</div>		Clubs							Membership							Member Strength		Cancellation		Reports			Finance	Leadership		
		Active Clubs	Clubs in Status Quo	Total Clubs	% Status Quo Clubs in Financial Suspension	New Clubs	Cancelled Clubs	YTD Net Club Gain/Loss	Current Members In Active Clubs	Current Members In Status Quo Clubs	Current Total Members Count	YTD Add	YTD Drop	YTD NetGrowth (includes Active and Status Quo)	YTD NetGrowth% (includes Active and Status Quo)	Member Count 12 Months Ago	Average Member Count Per Club	% of Clubs with less than 20 members	Average Cancelled Club Age	Members Lost Due to Cancelled Clubs	% of Clubs Reporting Service	% No MMR in 3 Months	% No Officer Report in 12 months	% of Clubs with balance 90+ days	Number of Zone Chairs Recorded	Number of Region Chairs Recorded
Ident 5835 - ALBANIA		2	0	2	0%	0	0	37	0	37	1	0	1	2.78%	36	19	100%	0	0	0%	100%	50%	50%	0	0	
		2	0	2	0%	0	0	37	0	37	1	0	1	2.78%	36	19	100%	0	0	0%	100%	50%	50%	0	0	



District Health Assessment for Ident 5839 - BELARUS REP. - UND through May 2025

Status/ District Name of Months in Status *		Clubs							Membership							Member Strength		Cancellation		Reports			Finance	Leadership		
		Active Clubs	Clubs in Status Quo	Total Clubs	% Status Quo Clubs in Financial Suspension	New Clubs	Cancelled Clubs	YTD Net Club Gain/ Loss	Current Members In Active Clubs	Current Members In Status Quo Clubs	Current Total Members Count	YTD Add	YTD Drop	YTD NetGrowth (includes Active and Status Quo)	YTD NetGrowth% (includes Active and Status Quo)	Member Count 12 Months Ago	Average Member Count Per Club	% of Clubs with less than 20 members	Average Cancelled Club Age	Members Lost Due to Cancelled Clubs	% of Clubs Reporting Service	% No MMR in 3 Months	% No Officer Report in 12 months	% of Clubs with balance 90+ days	Number of Zone Chairs Recorded	Number of Region Chairs Recorded
Ident 5839 - BELARUS REP.		0	3	3	0%	0	0	0	40	40	0	0	0	0.00%	40	0	100%	0	0	0%	100%	100%	33%	0	0	
		0	3	3	0%	0	0	0	40	40	0	0	0	0.00%	40	0	100%	0	0	0%	100%	100%	33%	0	0	



District Health Assessment for Ident 5851 - REP OF SAN MARINO - UND through May 2025

Status/ District Name of Months in Status *		Clubs							Membership							Member Strength		Cancellation		Reports			Finance		Leadership		
		Active Clubs	Clubs in Status Quo	Total Clubs	% Status Quo in Financial Suspension	New Clubs	Cancelled Clubs	YTD Net Club Gain/ Loss	Current Members In Active Clubs	Current Members In Status Quo Clubs	Current Total Members Count	YTD Add	YTD Drop	YTD NetGrowth (includes Active and Status Quo)	YTD NetGrowth% (includes Active and Status Quo)	Member Count 12 Months Ago	Average Member Count Per Club	% of Clubs with less than 20 members	Average Cancelled Club Age	Members Lost Due to Cancelled Clubs	% of Clubs Reporting Service	% No MMR in 3 Months	% No Officer Report in 12 months	% of Clubs with balance 90+ days	Number of Zone Chairs Recorded	Number of Region Chairs Recorded	District Officers Vacancies **
Ident 5851 - REP OF SAN MARINO		1	0	1	0%	0	0	0	39	0	39	0	2	-2	-4.88%	40	39	0%	0	0	0%	0%	0%	0%	0	0	
		1	0	1	0%	0	0	0	39	0	39	0	2	-2	-4.88%	40	39	0%	0	0	0%	0%	0%	0%	0	0	



District Health Assessment for Ident 5863 - REP OF MOLDOVA - UND through May 2025

Status/ District Name Number of Months in Status *		Clubs							Membership							Member Strength		Cancellation		Reports			Finance		Leadership		
		Active Clubs	Clubs in Status Quo	Total Clubs	% Status Quo Clubs in Financial Suspension	New Clubs	Cancelled Clubs	YTD Net Club Gain/Loss	Current Members In Active Clubs	Current Members In Status Quo Clubs	Current Total Members Count	YTD Add	YTD Drop	YTD NetGrowth (includes Active and Status Quo)	YTD NetGrowth% (includes Active and Status Quo)	Member Count 12 Months Ago	Average Member Count Per Club	% of Clubs with less than 20 members	Average Cancelled Club Age	Members Lost Due to Cancelled Clubs	% of Clubs Reporting Service	% No MMR in 3 Months	% No Officer Report in 12 months	% of Clubs with balance 90+ days	Number of Zone Chairs Recorded	Number of Region Chairs Recorded	District Officers Vacancies **
Ident 5863 - REP OF MOLDOVA		7	0	7	0%	0	0	0	108	0	108	0	24	-24	-18.18%	145	15	86%	0	0	0%	29%	14%	0%	0	0	
		7	0	7	0%	0	0	0	108	0	108	0	24	-24	-18.18%	145	15	86%	0	0	0%	29%	14%	0%	0	0	




District Health Assessment for Ident 5867 - PRIN OF MONACO - UND through May 2025

Status/ District Name of Months in Status *		Clubs							Membership							Member Strength		Cancellation		Reports			Finance	Leadership			
		Active Clubs	Clubs in Status Quo	Total Clubs	% Status Quo in Financial Suspension	New Clubs	Cancelled Clubs	YTD Net Club Gain/ Loss	Current Members In Active Clubs	Current Members In Status Quo Clubs	Current Total Members Count	YTD Add	YTD Drop	YTD NetGrowth (includes Active and Status Quo)	YTD NetGrowth% (includes Active and Status Quo)	Member Count 12 Months Ago	Average Member Count Per Club	% of Clubs with less than 20 members	Average Cancelled Club Age	Members Lost Due to Cancelled Clubs	% of Clubs Reporting Service	% No MMR in 3 Months	% No Officer Report in 12 months	% of Clubs with balance 90+ days	Number of Zone Chairs Recorded	Number of Region Chairs Recorded	District Officers Vacancies **
Ident 5867 - PRIN OF MONACO		1	0	1	0%	0	0	0	34	0	34	10	11	-1	-2.86%	35	34	0%	0	0	0%	0%	0%	0%	0	0	
		1	0	1	0%	0	0	0	34	0	34	10	11	-1	-2.86%	35	34	0%	0	0	0%	0%	0%	0%	0	0	



District Health Assessment for Ident 5875 - GIBRALTAR - UND through May 2025

		Clubs							Membership							Member Strength		Cancellation		Reports			Finance		Leadership		
District Name	Status/ Number of Months in Status *	Active Clubs	Clubs in Status Quo	Total Clubs	% Status Quo Clubs in Financial Suspension	New Clubs	Cancelled Clubs	YTD Net Club Gain/Loss	Current Members In Active Clubs	Current Members In Status Quo Clubs	Current Total Members Count	YTD Add	YTD Drop	YTD NetGrowth (includes Active and Status Quo)	YTD NetGrowth% (includes Active and Status Quo)	Member Count 12 Months Ago	Average Member Count Per Club	% of Clubs with less than 20 members	Average Cancelled Club Age	Members Lost Due to Cancelled Clubs	% of Clubs Reporting Service	% No MMR in 3 Months	% No Officer Report in 12 months	% of Clubs with balance 90+ days	Number of Zone Chairs Recorded	Number of Region Chairs Recorded	District Officers Vacancies **
Ident 5875 - GIBRALTAR		1	0	1	0%	0	0	0	14	0	14	0	3	-3	-17.65%	17	14	100%	0	0	100%	0%	0%	0%	0	0	
		1	0	1	0%	0	0	0	14	0	14	0	3	-3	-17.65%	17	14	100%	0	0	100%	0%	0%	0%	0	0	



District Health Assessment for Ident 5891 - REP OF LATVIA - UND through May 2025

Status/ District Name of Months in Status *		Clubs							Membership							Member Strength		Cancellation		Reports			Finance	Leadership			
		Active Clubs	Clubs in Status Quo	Total Clubs	% Status Quo Clubs in Financial Suspension	New Clubs	Cancelled Clubs	YTD Net Club Gain/ Loss	Current Members In Active Clubs	Current Members In Status Quo Clubs	Current Total Members Count	YTD Add	YTD Drop	YTD NetGrowth (includes Active and Status Quo)	YTD NetGrowth% (includes Active and Status Quo)	Member Count 12 Months Ago	Average Member Count Per Club	% of Clubs with less than 20 members	Average Cancelled Club Age	Members Lost Due to Cancelled Clubs	% of Clubs Reporting Service	% No MMR in 3 Months	% No Officer Report in 12 months	% of Clubs with balance 90+ days	Number of Zone Chairs Recorded	Number of Region Chairs Recorded	District Officers Vacancies **
Ident 5891 - REP OF LATVIA		3	1	4	100%	0	2	-2	21	2	23	1	12	-11	-32.35%	33	7	100%	29	7	0%	100%	0%	25%	0	0	
		3	1	4	100%	0	2	-2	21	2	23	1	12	-11	-32.35%	33	8	100%	29	7	0%	100%	0%	25%	0	0	



District Health Assessment for Ident 5911 - REPUBLIC OF KOSOVO - UND through May 2025

Status/ District Name Number of Months in Status *		Clubs							Membership							Member Strength		Cancellation		Reports			Finance	Leadership			
		Active Clubs	Clubs in Status Quo	Total Clubs	% Status Quo Clubs in Financial Suspension	New Clubs	Cancelled Clubs	YTD Net Club Gain/Loss	Current Members In Active Clubs	Current Members In Status Quo Clubs	Current Total Members Count	YTD Add	YTD Drop	YTD NetGrowth (includes Active and Status Quo)	YTD NetGrowth% (includes Active and Status Quo)	Member Count 12 Months Ago	Average Member Count Per Club	% of Clubs with less than 20 members	Average Cancelled Club Age	Members Lost Due to Cancelled Clubs	% of Clubs Reporting Service	% No MMR in 3 Months	% No Officer Report in 12 months	% of Clubs with balance 90+ days	Number of Zone Chairs Recorded	Number of Region Chairs Recorded	District Officers Vacancies **
Ident 5911 - REPUBLIC OF KOSOVO		6	1	7	100%	2	0	2	110	18	128	45	18	27	26.73%	116	18	57%	0	0	29%	57%	0%	100%	0	0	
		6	1	7	100%	2	0	2	110	18	128	45	18	27	26.73%	116	21	57%	0	0	29%	57%	0%	100%	0	0	



District Health Assessment for Ident 5915 - ARMENIA - UND through May 2025

Status/ District Name of Months in Status *		Clubs							Membership							Member Strength		Cancellation		Reports			Finance	Leadership			
		Active Clubs	Clubs in Status Quo	Total Clubs	% Status Quo in Financial Suspension	New Clubs	Cancelled Clubs	YTD Net Club Gain/ Loss	Current Members In Active Clubs	Current Members In Status Quo Clubs	Current Total Members Count	YTD Add	YTD Drop	YTD NetGrowth (includes Active and Status Quo)	YTD NetGrowth% (includes Active and Status Quo)	Member Count 12 Months Ago	Average Member Count Per Club	% of Clubs with less than 20 members	Average Cancelled Club Age	Members Lost Due to Cancelled Clubs	% of Clubs Reporting Service	% No MMR in 3 Months	% No Officer Report in 12 months	% of Clubs with balance 90+ days	Number of Zone Chairs Recorded	Number of Region Chairs Recorded	District Officers Vacancies **
Ident 5915 - ARMENIA		2	3	5	0%	0	0	0	16	27	43	16	0	16	59.26%	48	8	100%	0	0	0%	60%	60%	60%	0	0	
		2	3	5	0%	0	0	0	16	27	43	16	0	16	59.26%	48	22	100%	0	0	0%	60%	60%	60%	0	0	



District Health Assessment for Ident 5931 - BULGARIA - UND through May 2025

Status/ District Name of Months in Status *		Clubs							Membership							Member Strength		Cancellation		Reports			Finance	Leadership			
		Active Clubs	Clubs in Status Quo	Total Clubs	% Status Quo Clubs in Financial Suspension	New Clubs	Cancelled Clubs	YTD Net Club Gain/ Loss	Current Members In Active Clubs	Current Members In Status Quo Clubs	Current Total Members Count	YTD Add	YTD Drop	YTD NetGrowth (includes Active and Status Quo)	YTD NetGrowth% (includes Active and Status Quo)	Member Count 12 Months Ago	Average Member Count Per Club	% of Clubs with less than 20 members	Average Cancelled Club Age	Members Lost Due to Cancelled Clubs	% of Clubs Reporting Service	% No MMR in 3 Months	% No Officer Report in 12 months	% of Clubs with balance 90+ days	Number of Zone Chairs Recorded	Number of Region Chairs Recorded	District Officers Vacancies **
Ident 5931 - BULGARIA		9	0	9	0%	0	0	0	218	0	218	17	8	9	4.31%	208	24	33%	0	0	78%	22%	0%	0%	0	0	
		9	0	9	0%	0	0	0	218	0	218	17	8	9	4.31%	208	24	33%	0	0	78%	22%	0%	0%	0	0	



District Health Assessment for Ident 5935 - SERBIA - UND through May 2025

Status/ District Name of Months in Status *		Clubs							Membership							Member Strength		Cancellation		Reports			Finance	Leadership			
		Active Clubs	Clubs in Status Quo	Total Clubs	% Status Quo Clubs in Financial Suspension	New Clubs	Cancelled Clubs	YTD Net Club Gain/ Loss	Current Members In Active Clubs	Current Members In Status Quo Clubs	Current Total Members Count	YTD Add	YTD Drop	YTD NetGrowth (includes Active and Status Quo)	YTD NetGrowth% (includes Active and Status Quo)	Member Count 12 Months Ago	Average Member Count Per Club	% of Clubs with less than 20 members	Average Cancelled Club Age	Members Lost Due to Cancelled Clubs	% of Clubs Reporting Service	% No MMR in 3 Months	% No Officer Report in 12 months	% of Clubs with balance 90+ days	Number of Zone Chairs Recorded	Number of Region Chairs Recorded	District Officers Vacancies **
Ident 5935 - SERBIA		4	0	4	0%	0	1	-1	53	0	53	15	18	-3	-5.36%	58	13	75%	5	7	50%	50%	0%	25%	0	0	
		4	0	4	0%	0	1	-1	53	0	53	15	18	-3	-5.36%	58	13	75%	5	7	50%	50%	0%	25%	0	0	



District Health Assessment for Ident 5951 - KAZAKHSTAN - UND through May 2025

Status/ District Name of Months in Status *		Clubs							Membership							Member Strength		Cancellation		Reports			Finance	Leadership			
		Active Clubs	Clubs in Status Quo	Total Clubs	% Status Quo Clubs in Financial Suspension	New Clubs	Cancelled Clubs	YTD Net Club Gain/ Loss	Current Members In Active Clubs	Current Members In Status Quo Clubs	Current Total Members Count	YTD Add	YTD Drop	YTD NetGrowth (includes Active and Status Quo)	YTD NetGrowth% (includes Active and Status Quo)	Member Count 12 Months Ago	Average Member Count Per Club	% of Clubs with less than 20 members	Average Cancelled Club Age	Members Lost Due to Cancelled Clubs	% of Clubs Reporting Service	% No MMR in 3 Months	% No Officer Report in 12 months	% of Clubs with balance 90+ days	Number of Zone Chairs Recorded	Number of Region Chairs Recorded	District Officers Vacancies **
Ident 5951 - KAZAKHSTAN		1	0	1	0%	0	0	0	27	0	27	11	5	6	28.57%	0	27	0%	0	0	0%	0%	0%	0%	0	0	
		1	0	1	0%	0	0	0	27	0	27	11	5	6	28.57%	0	27	0%	0	0	0%	0%	0%	0%	0	0	

* - District Status: P - Provisional, T - Transitional.
** - District Officers Vacancies: DG - District Governor, 1st VDG - First Vice District Governor, 2nd VDG - Second Vice District Governor.